

Foods and nutrition students bake valentine cupcakes



BRHS students in Mrs. Samuel's Foods class baked and decorated cupcakes this week in honor of Valentine's Day. They followed a vanilla cake recipe and made a vanilla & butter frosting. They decorated the delectable treats using various candy and multi-hued sprinkles. Students made enough for themselves and loved ones, but also shared with some teachers and fellow students.

Students in Yugtun class combine art and language

Artwork and information from Atan Winkelman

The artwork is from the help of Ms. Luthy and shows parents/caregivers and students. The other side is using the postbase -laavet and -laavnga which means "because you _". Students wrote why they care for parents/caregivers.




Satellites

by Dharlene L.

Last week the Earth Science students of Mr. Hunter learned about the satellite's parts and purposes. The students were also given a task of creating an edible satellite out of food materials like rice krispies, marshmallows, and tootsie rolls. Their satellites should have the common parts of a satellite like antenna, power source, and other gizmos.

By definition, a satellite is a moon, planet or machine that is orbiting another planet or star. There are two types of satellites, artificial and natural satellites. An example of natural satellites are the moon and earth while an artificial satellite is a man-made satellite like Explorer 1 and Kosmos 1408.



The satellite has a lot of purposes like weather forecasting, television signal, amateur radio and internet communications and the Global Positioning System.

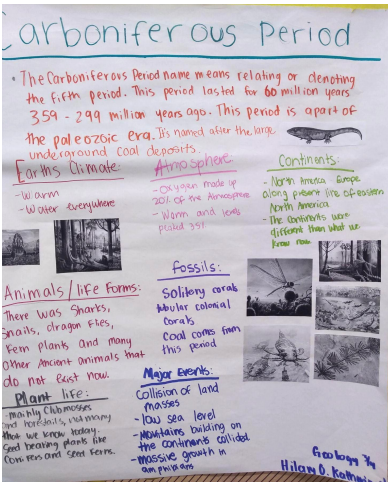

Anything can be a satellite as long as it's orbiting something bigger than it is. The first ever man-made satellite is sputnik 1. It was launched into elliptical low Earth orbit by the Soviet Union on October 4, 1957.

The U.S satellite explorer 6 took the first picture of the Earth from space while passing over the Central Pacific Ocean. The black and white image shows a portion of the ocean and the cloud cover in the area.

The first image of Earth that is shown on television was brought by the Tiros 1 satellite on April 1, 1960. This image is black and white and shows only half of the whole Earth. And you can also see in the image the clouds, water and landforms.

Geology with Mr. Fiend

By: Fannie Chaliak



In Mr. Fiend’s 3/4th hour geology class we are currently making posters about the Jurassic Period and the other periods from the past. During this assignment we are in groups and having to put details and facts about we know about the environment, and what animals existed.

The Jurassic Period started 199.6 to 145.5 million years ago, so yeah, it was a long time ago. I’m working on the Jurassic Period, there is a lot of different dinosaurs and the environment was very warm and moist. The Earth had mountains that rose from the seafloor which made the sea levels higher and onto the continents.

The most interesting thing about this assignment is that we get to research about what was living, how the plant were during the Jurassic Period, and we get to learn a lot about something new.

Mr. Fiend said, “The purpose is to take a closer look at a specific geologic period, that way you don’t have to listen to me explain each one, you get to experience and learn about one yourself, and as a group we get information on all of them. I didn’t want to go through each time period individually. This way is more entertaining, you can get your own student involvement.”

I’m really glad that Mr. Fiend is letting us have an opportunity to do individual work; it is fun to do things on our own and research details about the past is very interesting. In the next assignment or lesson, I hope to learn more about the minerals and rocks. I found science very difficult but now that I’m in geology, science is starting to grow on me.

Native American Literature

By Selena Echuck



I have Native American Literature 1st/ 2nd period, and right now we are researching different regions in the Americas and making slide show presentations. I chose California because I think it is a beautiful place, and the photos that I have seen online make me really want to go there. I would explore and see all the different flowers, animals, trees, and mountains, and find really nice restaurants to go and eat at. I am learning so much about the California Region, like different plants, animals and indigenous tools people made and used in different cultures there. Ms. Mutch said, “I think it’s important to learn about the regions, including the landscape and cultures, from which literature arose.”

Students chose from the following regions: Arctic, Subarctic. Northwest Coast, California, Plateau, Great Basin, Great Plains, Northeast, Southwest, Southeast, Mesoamerica, and the Caribbean. They focused on physical terrain (climate, land and water features), nature (plant and animals life), culture (traditional shelters, tools, language, art, storytelling, societal structure, etc.). Students also explained the most interesting fact about their regions.

ANSEP Friday Team Building Activities

by Justine Erickson-Bradney



ANSEP students sledding at the dog park near Lion's Club. Photo courtesy of Justine Erickson-Bradney.

Bethel ANSEP is very diverse. Not only do Bethel students participate in the ANSEP program on the KuC campus, but there are also students from Oscarville, Kwethluk and Napaskiak that live at the KLA dorms and come to school each day. Since the program is so diverse, everyone needs some time to get to know each other, so that everyone can get along and have a good peer-based relationship. Students at ANSEP are not all going to be in the same classes either, which means that during the week they hardly get to interact. Friday recreation is the only time that students get together, visit and just have a fun time.

So, every Friday we have a meeting, similar to the class meetings and circles that go on at BRHS, and do a team building activity that brings peers together to socialize and get to know one another. It is important for us to learn to get along with our peers. Friday recreation ranges from musubi madness to sledding and many other random activities. No matter what recreation we find ourselves doing, one thing is for sure it is always extremely fun.

Friday, January 27th the leisurely activity chosen was sledding. We have many sleds in the storage closet here, and since it was a nice day with a perfect layer of powder covering the ground, we thought why not. Students walked from the YLC; part of the KuC campus over to the dog park next to Lions Club, there students hopped over the fence, set their sleds down and started their descent down the hill.

Many students had a blast sledding down the hill and then running back up. Two of these students are Brandon Lee of Kwethluk and Chloe Alexie of Napaskiak. Brandon said, "The sledding activity was fun. I went so fast down the hill that I almost went to the trees. The weekend activities have been pretty fun so far." In agreement Chloe said, "I had a lot of fun on the sledding trip. It was exciting and we wrecked some sleds. I love Friday activities because it gives us a chance to goof around."

Friday fun not only allows students to socialize and bond but also provides students an opportunity to decompress after a long week of stress filled with homework and classes. Friday recreations are the dedicated times once a week where students get to do something fun in an environment that is normally used to study and be serious. The fun and games are essentially a reward for all of the hard work that students put into their classes throughout the week.

JV basketball dominates @ home games

By: Cleo Nicolai



JV girls basketball player Brandy Jones goes up for a shot in a game against Kalskag. Below: JV boys basketball team sets up a play in a game against kalskag last weekend. Photos by Warrior Weekly Staff.

Last weekend on the 10th and 11th of February our JV boys and girls had their last home games! Both teams did really well in their games. The girls won both games against Akiak, but lost one game against Kalskag on Friday. But on Saturday they beat them! The boys won all their games against both Aniak and Kalskag.

Maya Ayagalria, “I think I improved this year from last year, from going to basketball camp. The most favorite trip I had was going to St. Mary’s, because the girls and I choose to paint the boys numbers on our face and cheer really loud while they were playing.”

Gunnar Fitka, “I definitely improved from last year. I averaged more points, rebounds and blocks. I mainly think about my defense and how I can help on defense.”

Elia Samuelson, “What I was thinking in the game, I thought we were going to win but it was a close game. I think we all did a good job together as a team.”



Sadly the tournament at Kalskag has been cancelled this upcoming weekend for both JV teams. But there will be some Junior High games and JV boys blue/gold scrimmaging and the Varsity boys playing against Kotzebue. GO WARRIORS!



Varsity boys take part in Homer tournament

By E. LaValle

On February 10-11, our boys varsity basketball team traveled to Homer, where they played three games total, and won one. They lost to Houston and Kotzebue.

Mason Fitka said, “My favorite game was Homer because we played really well as a team and set a tone on how we should play individually. We need to improve on defensive consistency, and be more confident in ourselves.”

Greg Turner said, “My favorite game was against Kotzebue. I think I could improve on slowing down on offense. As a team, we could improve by having more energy.”

Brian Guest said, “My favorite game was against Unalakleet, because I got to face guard. Individually, I would like to improve on defense. As a team, we could have better court communication, and also both offense and defense.”

There will be games this weekend. Junior high will play Kalskag, and GJE “A” team, and our varsity boys will play Kotzebue.



BRHS varsity girls basketball results:

The varsity team had two wins during the tournament in Homer February 10-11, beating Homer 38-23 and Houston by one point, 54-53. While they lost to Kotzebue, they played hard and worked well as a team. This weekend, they play at Kotzebue. Good luck Warriors!

Finally Graduating High School

by Kiley Twito

Excited like a firework
Exploding in the pitch black sky
Sad like a cold rainy day
Wind blowing on a
Cold fall day

Happy like birds chirping
Early on a summer morning
Sun shining
On a nice warm summer day
Gloomy like a tree losing its leaves in Fall

Walking up the bank
Of a huge lake
After trying to cross it for years

Walking to the tippy top
Reaching the highest peak
Working my way back down
After trying for years and years
Reaching the bottom of the mountain
I did it at last

Muy Bonito

by Samantha Graf

A fun way of speaking
Like playing a game
Or talking with friends
A fresh new start
Like losing something
and starting again
Es un lenguaje muy bonito
Growing a bigger mind set
Like a tree growing to its full size

Muy Bonito

A new look at this world
Is like when the leaves change color
Starting something new
It's like being a kid again
A brand new start

Es muy bonito



DREAM POEMS

Student poetry about their
dreams for the future.
—English Classics



Carpentry

by Sheldon Smith

My dream is like
a moose shedding his antlers
Like a flower opening fully
a baby taking its first steps

As a wrestler wins his/her first tournament
Like a team getting first in their competition

When a deer getting its antlers

When someone is on the beach with their family

As a student graduates high school

Like an astronomer studying stars

When someone becomes the beast for the first time

As a teen gets their dream car

A businessman getting a promotion

The first time a bird learns to fly

When you feel like you can run faster then the flash.

Art and drawing

by Dalyn Nelson

Boys are going hunting
They see a seal on the ice.

The girls are cutting up the seal
They gave a seal to the elders then they gave some to the other people.

People are dancing at the school
People are watching them dancing.

People are making igloos with native tools
They go inside the igloos.

Men are making tools with trees and seal skin
They test them out to see if they're good.

The kids are learning how to do NYO they watch the older kids
The kids are doing NYO and learn how to do them.

Older kids are teaching the younger kids how to do NYO
One kid is jumping high doing one foot.

One kid is doing seal hop and then she goes far but not that far.
She almost gets to the older kid she is half way from her.

People are dancing in front of people and the kids are learning how to dance.

